











Amadeus Ticketing




Day 1

-  Introduction to electronic ticketing
-  Create TST
-  Create Fare elements
-  Issuing E-Ticket
-  Displaying E-Ticket Records (TWD)
-  E-Ticket Itinerary Receipt (ITR)
-  Exercises



Day 2

-  Voiding E-Ticket
-  Revalidate E-Ticket
-  Exercises

Day 3

-  Manual Stored Ticket (MST)
-  Sales reports
-  Refund E-Ticket
-  Exercises

Day 4

-  Review
-  Exam

Class Objective

In this class, you will be able to:-

- Issue E-Tickets
- Void/Revalidate E-Ticket
- Refund E-Ticket