

Amadeus Group Booking

- Mandatory of group PNR
- Name transmit
- Retrieve group PNR
- Additional Group
- Split Group
- Should use
- Other rules

Mandatory of Group Booking

- ❖ Itinerary
 - ✓ Booking from Availability
 - ✓ Booking from Long sell
- ❖ Group name
- ❖ Contact
- ❖ Ticketing arrangement
- ❖ Group fare
- ❖ Received from and end transaction

Mandatory - Itinerary

- booking from availability (AN)
 - ✓ SS30Q1/SG

- Long Sell (When you know the flight number)
 - ✓ SS PG117 Q 18JUN BKKUSM SG 30

Mandatory - Group name

- Create a group name
 - ✓ NG 30 USM/PTY

- Modify a group name
 - ✓ 0/SAMUI/PTY

>>> Group name change not allow <<<

>>>> after finished PNR <<<<

Mandatory - Contact

- Contact
 - ✓ AP BKK 0 2545 3333 – O

- Contact ***
 - ✓ OS PG RSVN BY JOHNNY XYZ TRVL TEL 025453333

Mandatory - Ticket Arrangement

- Ticket Time Limit
 - ✓ TKTL 25DEC

Mandatory - Group fare (SR)

- Group fare creation
 - ✓ SR GRPF PG– QRT THB4000

>>Specify fare basis and net fare<<

Mandatory - Finished PNR

- Received From
 - ✓ RF ANN

- End of transaction
 - ✓ ET
 - >>End transaction

 - ✓ ER
 - >>End transaction and redisplay

Mandatory - Conclude

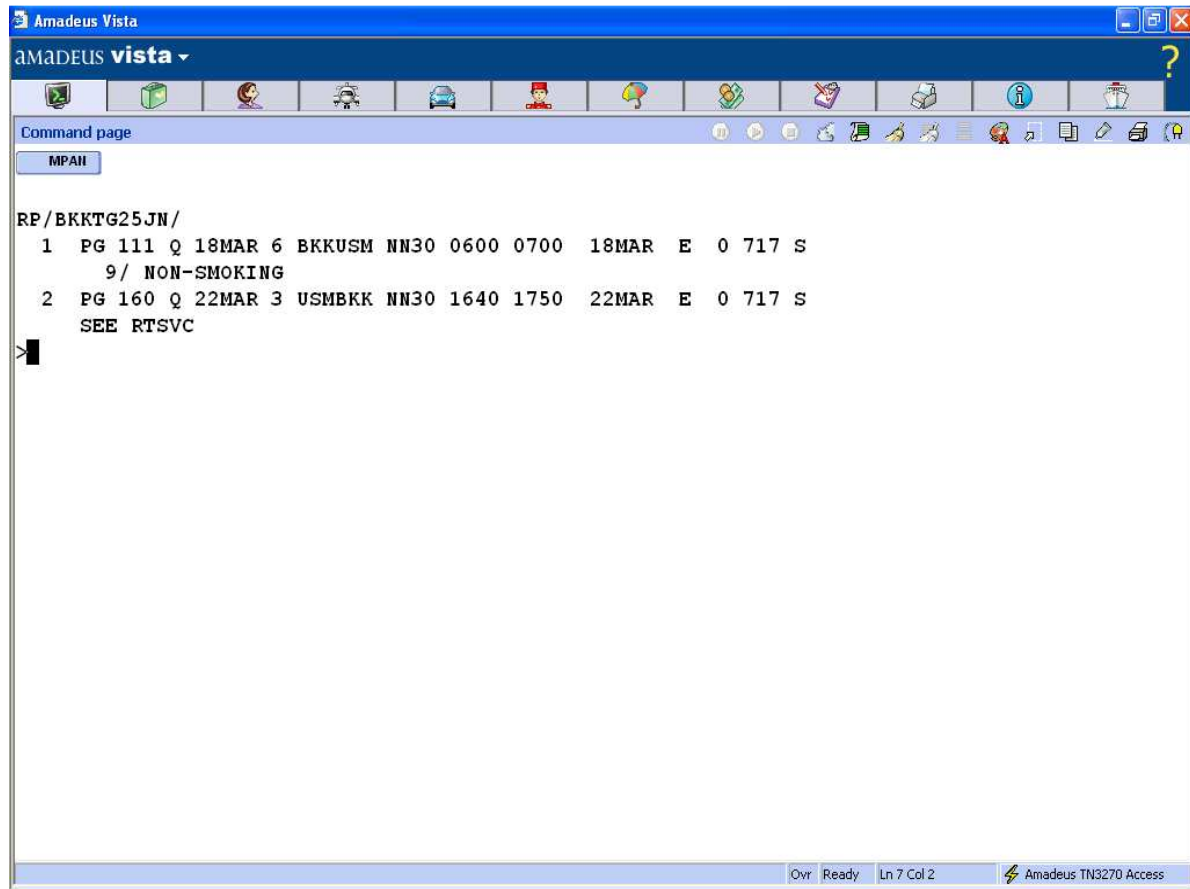
- NG30SAMUI/PTY
- SSPG111Q18MARBKKUSMSG30
- SSPG160Q22MARUSMBKKSG30
- APBKK-025453333
- TKTL25FEB
- SR GRPF PG-QRT THB6500
- OS YY RSVN BY JOHNNY XYZ TRVL TEL 025443333
- RFxxx
- ER or ET

The screenshot shows the Amadeus Vista interface with a terminal window displaying flight availability data. The terminal output is as follows:

```
AN18MARBKKUSM/PG
** AMADEUS AVAILABILITY - AN ** USM KOH SAMUI.TH          117 SA 18MAR 0000
1  PG 111  Y7 M7 K7 T7 V7 B7  /BKK USM 0600 0700 E0/717 1:00
2  PG 113  Y7 M7 K7 T7 V7 B7  /BKK USM 0605 0735 E0/AT7 1:30
3  PG 121  Y7 M7 K7 T7 V7 B7  /BKK USM 0700 0800 E0/717 1:00
4  PG 123  Y7 M7 K7 T7 V7 B7  /BKK USM 0710 0840 E0/AT7 1:30
5  PG 119  Y7 M7 K7 T7 V7 B7  /BKK USM 0730 0900 E0/AT7 1:30
6  PG 127  Y7 M7 K7 T7 V7 B7  /BKK USM 0950 1050 E0/717 1:00
7  PG 153  Y7 M7 K7 T7 V7 B7  /BKK USM 1320 1420 E0/717 1:00
8  PG 151  Y7 M7 K7 T7 V7 B7  /BKK D USM 1330 1500 E0/AT7 1:30
9  PG 143  Y7 M7 K7 T7 V7 B7  /BKK D USM 1340 1440 E0/717 1:00
10 PG 165  Y7 M7 K7 T7 V7 B7  /BKK USM 1500 1600 E0/717 1:00
11 PG 179  Y7 M7 K7 T7 V7 B7  /BKK USM 1650 1750 E0/717 1:00
12 PG 177  Y7 M0 K0 T0 V0 B0  /BKK USM 1810 1940 E0/AT7 1:30
```

การสำรองที่นั่งจากการ display flight availability (AN)

>SS30Q1/SG



>NG30SAMUI/PTY

>APBKK-JOHNNY

>TKTL15FEB

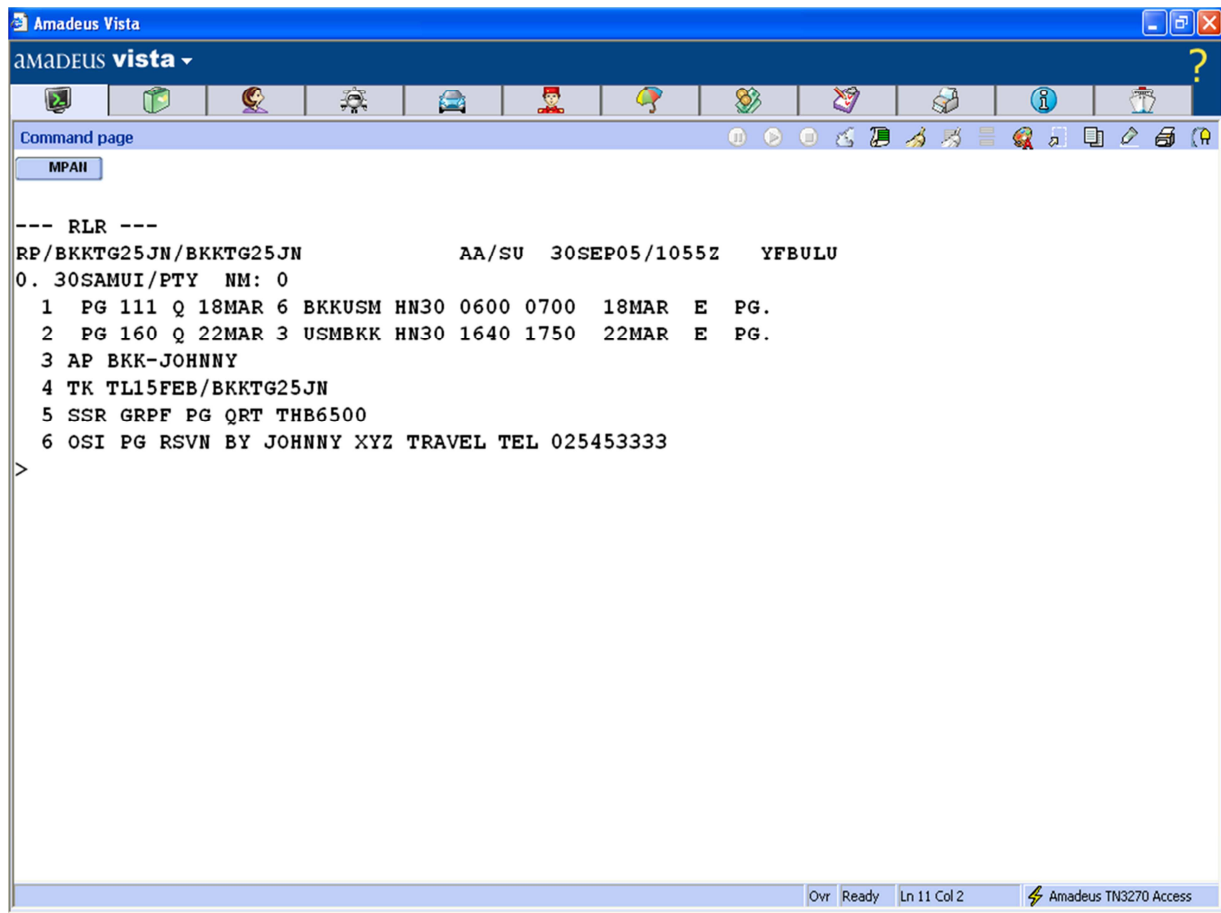
>SR GRPF PG-QRT THB6500

>OS PG RSVN BY JOHNNY XYZ TRAVEL TEL 025453333

>RFJAMES

>ER

การสำรองที่นั่งบัตรโดยสารหมู่คณะ

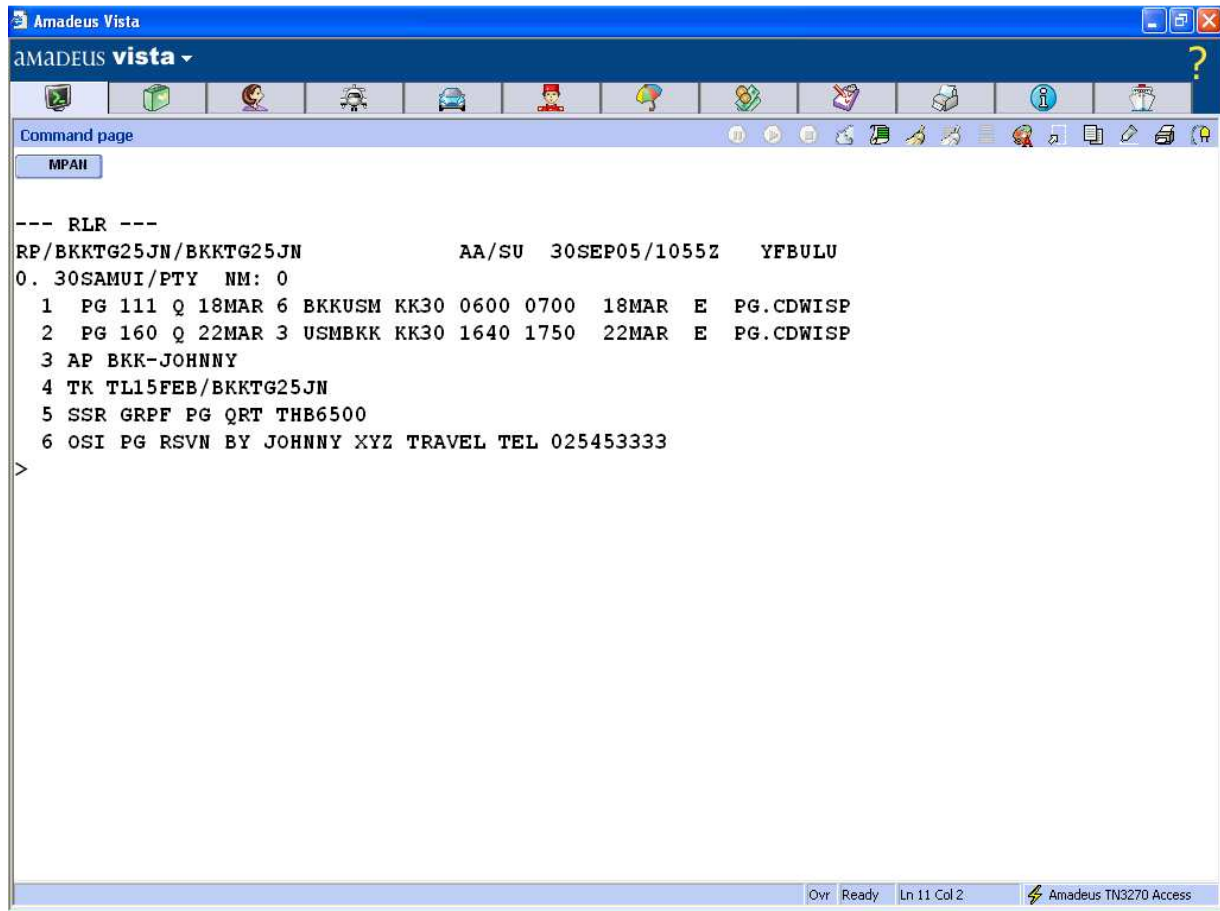


The screenshot shows a terminal window titled "Amadeus Vista" with a dark blue header. Below the header is a toolbar with various icons. The main area is labeled "Command page" and contains the following text:

```
MPAH  
--- RLR ---  
RP/BKKTG25JN/BKKTG25JN          AA/SU  30SEP05/1055Z  YFBULU  
0. 30SAMUI/PTY  NM: 0  
  1  PG 111 Q 18MAR 6 BKKUSM HN30 0600 0700 18MAR E PG.  
  2  PG 160 Q 22MAR 3 USMBKK HN30 1640 1750 22MAR E PG.  
  3  AP BKK-JOHNYY  
  4  TK TL15FEB/BKKTG25JN  
  5  SSR GRPF PG QRT THB6500  
  6  OSI PG RSVN BY JOHNNY XYZ TRAVEL TEL 025453333  
>
```

At the bottom of the window, there is a status bar with the text "Ovr Ready Ln 11 Col 2" and a lightning bolt icon followed by "Amadeus TN3270 Access".

****Do not modify anything. Wait until you get record locator return from PG****



```
Amadeus Vista
amADEUS vista
Command page
MPAH

--- RLR ---
RP/BKKTG25JN/BKKTG25JN          AA/SU  30SEP05/1055Z  YFBULU
0. 30SAMUI/PTY  NM: 0
1  PG 111 Q 18MAR 6  BKKUSM KK30 0600 0700 18MAR  E  PG.CDWISP
2  PG 160 Q 22MAR 3  USMBKK KK30 1640 1750 22MAR  E  PG.CDWISP
3  AP BKK-JOHNNY
4  TK TL15FEB/BKKTG25JN
5  SSR GRPF PG QRT THB6500
6  OSI PG RSVN BY JOHNNY XYZ TRAVEL TEL 025453333
>
```

Passenger name (NM)

➤ Name element creation

- NM1DUWA/JOHNNY MR
- NM 2DUWA / BOBBY MRS / JUNIOR MSTR(CHD)
- NM1DUWA/BOBBY MRS (INF/JENICEMISS)
- NM1DUWA/BOBBY MRS(INFDOOWA/JENICEMISS)
- NM1DUWA/JOHNNY MR1DOOWA/JUNIOR MSTR(CHD)

Name transmit

- For Non Amadeus system user – system will not transmit name until 30 days before departure
- When booking reach 30 days before departure system will automatic sent same to airline
- If you want to transmit name before you can use manual transaction for transmit name to airline

“NT”

Retrieve Group PNR

- Retrieve Group PNR
 - RTxxxxxx
 - RT/SAMUI
- Retrieve Group PNR with all element include name
 - RTW-XXXXXX
- Retrieve names in Group PNR
 - RTN >>Only name element display<<
 - RTW >>All elements in PNR and include name element<<
- Retrieve group name in entered order
 - RTNR

Additional group

- Retrieved Master PNR
 - RRA/5 5 = additional no of PAX
 - TKTL25FEB;RFJN;ER

***** Wait till get RL from PG

Add OSI element

- OS PG TCP 35 PAX TRVL WZ xxxxxx/yyyyy
 - xxxxxx – Master PNR
 - yyyyyy – Slave PNR

Split group PNR

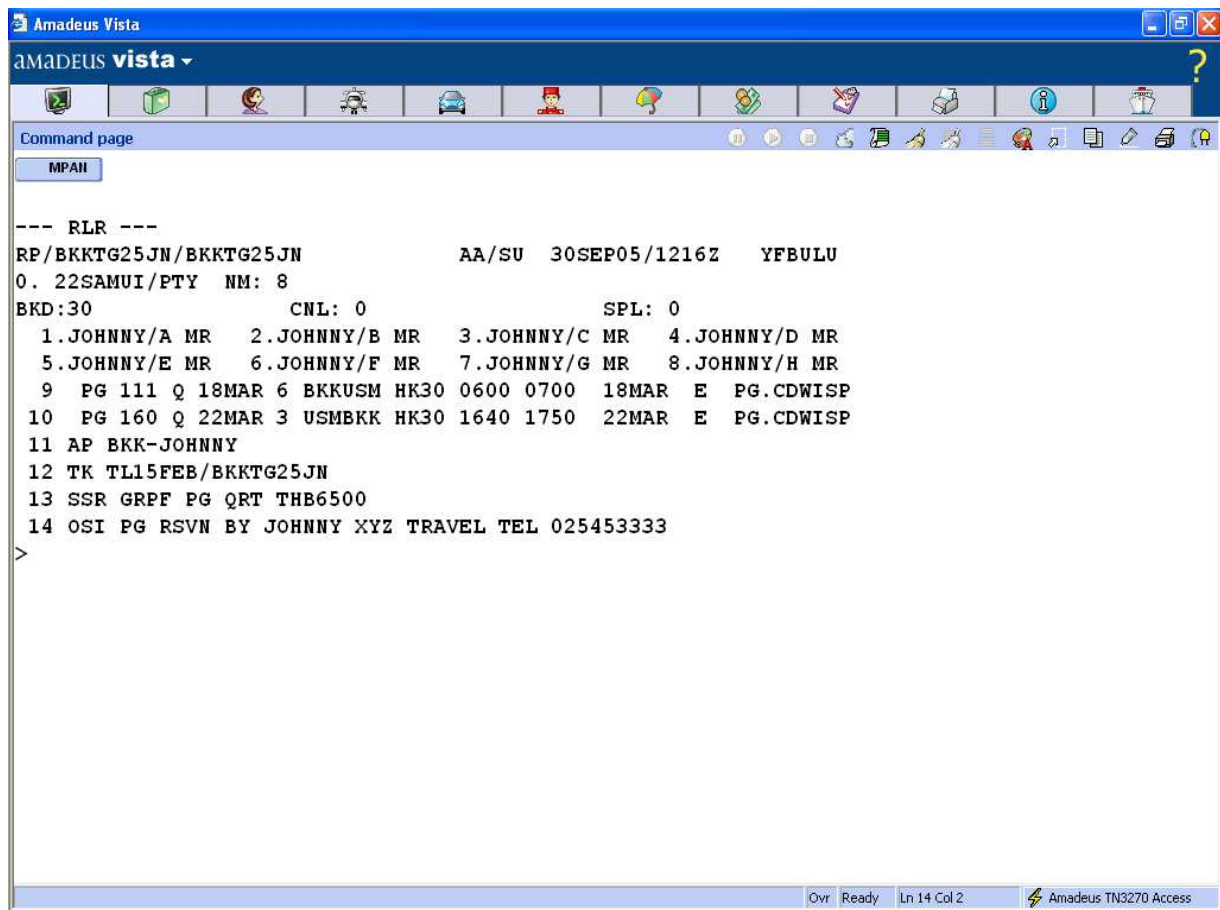
- Split unassigned names
 - SP 0.10

- Split individual name
 - SP10,12-14

- Split unassigned names and individual name
 - SP0.5,5-8,10,12

>> RF xxx then EF

>> RF xxx then ER



```
Amadeus Vista
amADEUS vista
Command page
MPAH

--- RLR ---
RP/BKKTG25JN/BKKTG25JN          AA/SU  30SEP05/1216Z  YFBULU
0. 22SAMUI/PTY  NM: 8
BKD:30          CNL: 0          SPL: 0
 1.JOHNNY/A MR  2.JOHNNY/B MR  3.JOHNNY/C MR  4.JOHNNY/D MR
 5.JOHNNY/E MR  6.JOHNNY/F MR  7.JOHNNY/G MR  8.JOHNNY/H MR
 9  PG 111 Q 18MAR 6 BKKUSM HK30 0600 0700 18MAR  E  PG.CDWISP
10  PG 160 Q 22MAR 3 USMBKK HK30 1640 1750 22MAR  E  PG.CDWISP
11 AP BKK-JOHNNY
12 TK TL15FEB/BKKTG25JN
13 SSR GRPF PG QRT THB6500
14 OSI PG RSVN BY JOHNNY XYZ TRAVEL TEL 025453333
>
```


Should use

- ➔ Option
 - OP16FEB/DEPOSIT
 - OP04MAR/NAME
 - OP11MAR/TICKET
- ➔ Check Queue 87 Cat 12 for Group Option

Other rules

- ➔ Group size Max. 50 PAX (Request by PG)
- ➔ Check queue 87 (Group queue)
- ➔ Update booking status
- ➔ No name change
- ➔ ESBKKTG26JN-B
- ➔ No passive
- ➔ No Manual ticket number – FH, FHM, FHE